






CD Flexipak 4 Panel.

This specification is to scale and may be used as a template.

Follow all measurements exactly.
If in doubt, please contact your customer service representative.
Failure to follow these specifications may delay your job.

LEGEND:

-  Artwork area (keep text and important graphics 3mm from trim and fold lines).
-  Bleed area (allow background colour / image to bleed 3mm past trim lines).
-  Non-print area - larger images / graphics must be masked out. Only Trim & Fold marks are allowed outside the bleed area.
-  Template (forme cut) Leave this layer as it is. The "Template" layer must stay on top of the "Art" layer to help you with the placement of your art.
-  Bounding box. Please leave this layer as it is. The bounding box is used for printing purposes.

This file should be used as a template in Illustrator. Place/Create your art using the "art" Layer. The other layers are for printing purposes and must remain as they are.

Please delete the layer named: "Delete this layer" before saving your final PDF.

Your final art must be supplied as a "Press Quality" pdf, CMYK colour and all images 300dpi

